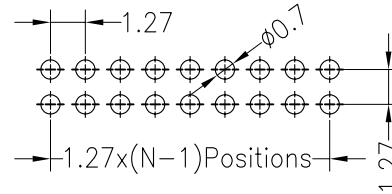


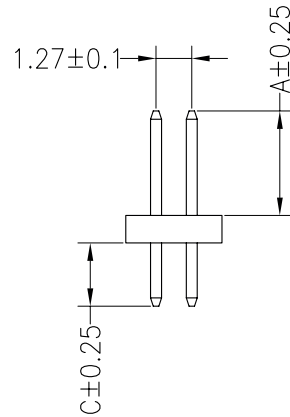
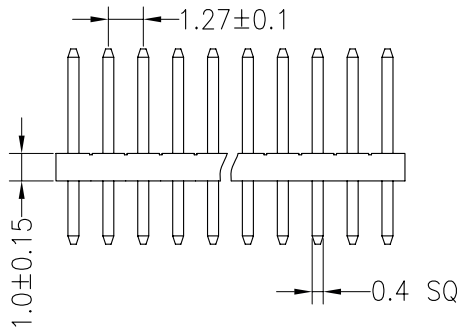
Recommended P.C.B Layout(Top Side)  
(PCB BOARD TOLERANCE±0.05)



**SPECIFICATIONS**

Rated Current:1.0AMP  
Contact Resistance:20mΩ Max  
Withstand Voltage:500V AC/DC  
Insulation Resistance:1000MΩ Min  
Operation Temperature:-40°c to +105°c

Contact Material:Brass  
Contact Plating:Au or Sn Over Ni  
Insulator Material:Polyester(UL94V-0)  
Standard: PA6T  
Max.Processing Temp: 230°C for 30-60 seconds  
(260°C for 10 seconds)



Dimension antitheses list		
ITEM	A	C
Standard	1.80	2.40
Alternate		

FAMILY	PITCH	N° ROWS	N° PIN P.R.	VERSION	CLIP PLATING	HEIGHT	INSULATOR	PIN	SPECIAL	PACKAGE	
PH	127	2	XX	D [straight]	F [flash gold]	YYY [A+C+1,0]	G [isol. 1,0]	0 [0,40 square]	0 [standard]	T [tube]	A/C
										V [tray / bag]	



**euro-conn**



UNITS: mm

SHEET SIZE: ISO A4

SCALE: ----

> 0 ~ 3

> 3 ~ 18

> 18 ~ 50

> 50 ~ 120

± 0.12

± 0.15

± 0.3

± 0.5

! I prodotti e le caratteristiche possono cambiare senza preavviso.  
The products and their features may change without notice.

**HEADER**