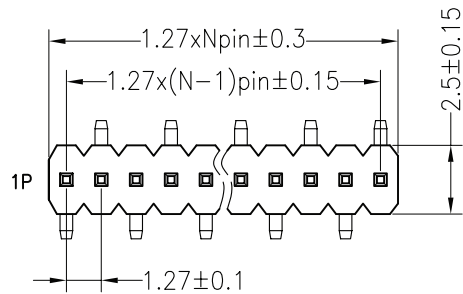
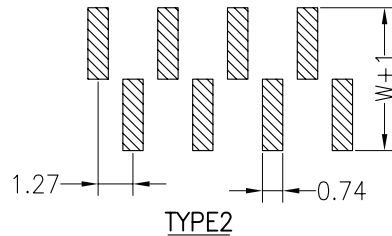
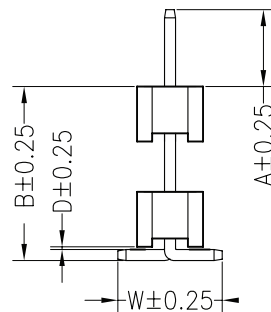
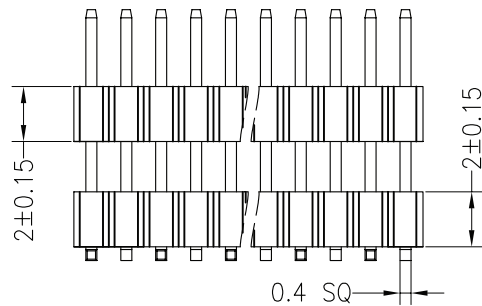
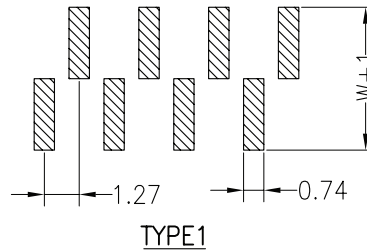


TYPE2

Recommended P.C.B Layout(Top Side)
(PCB BOARD TOLERANCE±0.05)



TYPE1



SPECIFICATIONS

Rated Current:1.0AMP
Contact Resistance:20mΩ Max
Withstand Voltage:500V AC/DC
Insulation Resistance:1000MΩ Min
Operation Temperature:-40°c to +105°c

Contact Material:Brass
Contact Plating:Au or Sn Over Ni
Insulator Material:Polyester(UL94V-0)
Standard: PA6T
Max.Processing Temp: 230°C for 30-60 seconds
(260°C for 10 seconds)

General description of ordering code

FAMILY	PITCH	N° ROWS	N° PIN P.R.	VERSION	CLIP PLATING	HEIGHT	OPTION	INSULATOR	SP_CODE	TYPE	PACKAGE	- A/B/W [mm]
PH	127	1	XX	M [straight]	F [flash gold]	XXX [length A+B]	B [double insulator]	4 [thickness mm 2,0]	XX	1	T [tube]	- A/B/W
					G [gold 10u']					2	W [reel+caps]	
											V [tray]	

*Height standard A- mm 1,80[XXX=018]

B- mm 5,50
D- mm 0,10
W- mm 4,50



euro-conn



UNITS: mm

SHEET SIZE: ISO A4

UL E356435

> 0 ~ 3

> 3 ~ 18

> 18 ~ 50

> 50 ~ 120

± 0.12

± 0.15

± 0.3

± 0.5

! I prodotti e le caratteristiche possono cambiare senza preavviso.
The products and their features may change without notice.

HEADER