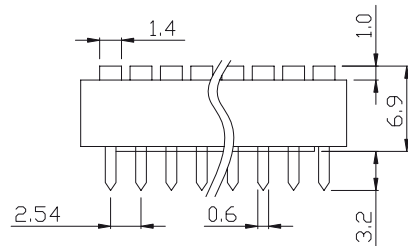
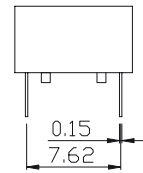
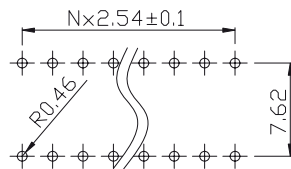
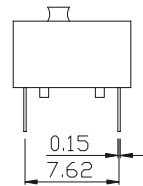


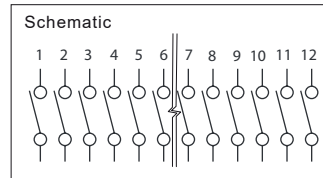
DSR Type



DS Type



PCB LAYOUT



**SPECIFICATIONS**

Mechanical life: 2000 operations per switch  
 Operation Force :  $\leq 9.8N$  max.  
 Stroke: 2.0mm  
 Operation Temp:  $-20^{\circ}C \sim +70^{\circ}C$   
 Electrical life: 2000 operations per switch-24 VDC, 25mA  
 Contact Resistance: 50m max. at initial  
 Non-Switching Rating: 100mA, 50VDC  
 Switching Rating: 25mA, 24VDC  
 Circuit: Single pole single throw

**Soldering and Cleaning Processes**

Keep all switch contacts in their "OFF" position for all operations

No. Pos.	A
1	4.10
2	6.64
3	9.18
4	11.72
5	14.26
6	16.80
7	19.34
8	21.88
9	24.42
10	26.96
12	32.04

**General description of ordering code**

FAMILY	POSITIONS	TYPE	COLOR	OPTION	PACKAGE
<b>EC7</b>	<b>XX</b>	<b>DS</b>	<b>R</b> [red]	<b>0</b> [sealed]	<b>T</b> [tube]
		<b>DSR</b>		<b>1</b> [no sealed]	



**euro-conn**



UNITS: mm

SHEET SIZE: ISO A4

SCALE: ----

> 0 ~ 3

> 3 ~ 18

> 18 ~ 50

> 50 ~ 120

± 0.12

± 0.15

± 0.3

± 0.5

! I prodotti e le caratteristiche possono cambiare senza preavviso.  
 The products and their features may change without notice.

**DIP SWITCH**