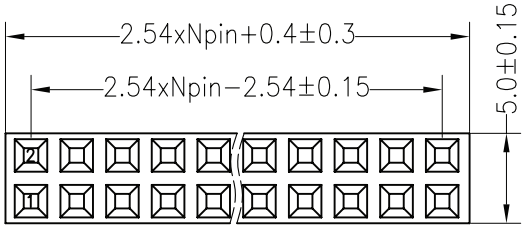

Recommended P.C.B Layout(Top Side)
(PCB BOARD TOLERANCE±0.05)

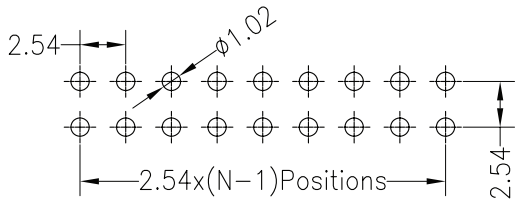

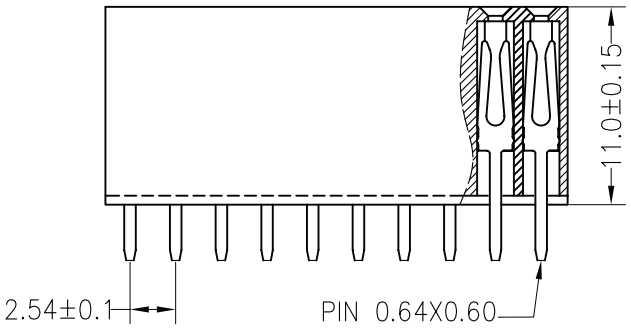

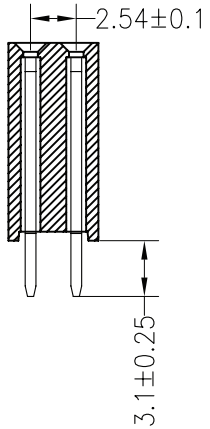

SPECIFICATIONS
Rated Current:3.0AMP
Contact Resistance:20mΩ Max
Withstand Voltage:1000V AC/DC
Insulation Resistance:1000MΩ Min
Operation Temperature:−40°c to +105°c

Contact Material:Brass
Contact Plating:Au or Sn Over Ni
Insulator Material:Polyester(UL94V−0)
Standard: PA6T
Max.Processing Temp: 230°C for 30−60 seconds
(260°C for 10 seconds)

General description of ordering code

FAMILY	PITCH		No.ROWS	POSITIONS	TYPE	PLATING	INSULATOR	OPTION1	OPTION2	PACKAGE
FH	254	-	2	XX	D [straight]	F [gold flash] C [gold 5u"] D [gold 10u"] G [gold 15u"]	110	0	0	V [tray] T [tube]

euro-conn

RoHS Compliant Lead Free

c UL us FILE N. E356435

UNITS: mm	SHEET SIZE: ISO A4	SCALE: 10:1	First angle projection
> 0 ~ 3	> 3 ~ 18	> 18 ~ 50	> 50 ~ 120
± 0.12	± 0.15	± 0.3	± 0.5

FEMALE HEADER