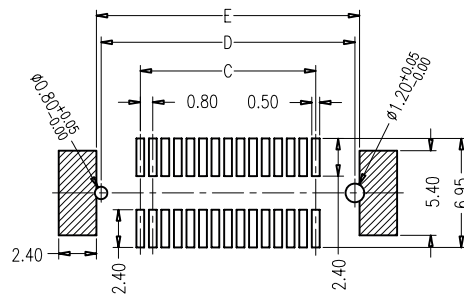
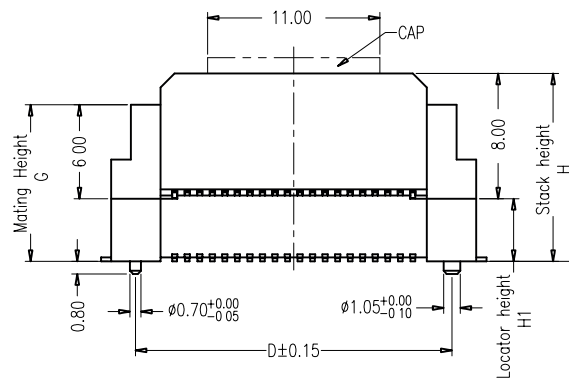


Recommended P.C.B Layout(Top Side)  
(PCB BOARD TOLERANCE±0.05)

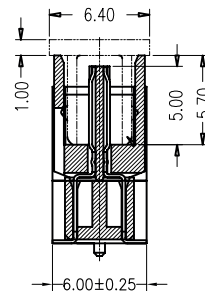


SPECIFICATIONS  
PERFORMANCE

Electical Rating: AC/DC 50V 0.5A  
 Insulation Resistance: 500MΩ  
 Withstang Volt: 200V AC/minute  
 Opratng Temperature: -40°to+105°  
 Material  
 Contact: Phosphor Bronze Gold-Plated  
 Housing: LCP  
 Max.Processing Temp: 230°C for 30-60 seconds  
 (260°C for 10 seconds)



HEIGHT*	Dim H	Dim G	Dim H1
080	8.00	6.00	---
110	11.00	9.00	3.00
120	12.00	10.00	4.00
130	13.00	11.00	5.00
140	14.00	12.00	6.00



No. of Pins	Dimension				
	A	B	C	D	E
20	15.30	8.60	7.20	12.20	12.80
30	19.30	12.60	11.20	16.20	16.80
40	23.30	16.60	15.20	20.20	20.80
60	31.30	24.60	23.20	28.20	28.80
80	39.30	32.60	31.20	36.20	36.80
100	47.30	40.60	39.20	44.20	44.80
120	55.30	48.60	47.20	52.20	52.80
160	71.30	64.60	63.20	68.20	68.80

General description of ordering code

FAMILY	PITCH	N° PIN	VERSION	MODEL	PLATING	HEIGHT*	PEG	PACKAGE
<b>STM</b>	<b>080</b>	-	<b>XX</b>	<b>M</b> [straight]	<b>P</b> [plug]	<b>F</b> [gold flash]	<b>YYY</b> [Dimens. H]	<b>1</b> [Standard]
					<b>G</b> [gold 5u']			<b>T</b> [tube]
					<b>D</b> [gold 15u']			<b>R</b> [reel+cap]



euro-conn



UNITS: mm

SHEET SIZE: ISO A4

SCALE: ----

> 0 ~ 3

> 3 ~ 18

> 18 ~ 50

> 50 ~ 120

± 0.12

± 0.15

± 0.3

± 0.5

! I prodotti e le caratteristiche possono cambiare senza preavviso.  
The products and their features may change without notice.

**BOARD TO BOARD**